

# **NAVFAC Southeast Industry Brief FY19-FY20 Outlook**

**Presented by: CAPT Michael Monreal  
August 2018**

# Agenda



- NAVFAC SE AOR – Map, Statistics & Demographics
- NAVFAC SE Senior Leadership
- Our Volume of Business/Staffing History & Forecast
- Who we support – Key Missions
- SOUTHCOM Support - Situational Awareness
- SE MILCON Outlook FY19-20
- SE Special Project Outlook FY19-20
- SE Acquisition Procurement Tools Current & Future FY19-20
- SE Facilities Support Contracts (FSC BOS) Outlook FY19-21
- How to Engage Us
- Back-up Slides



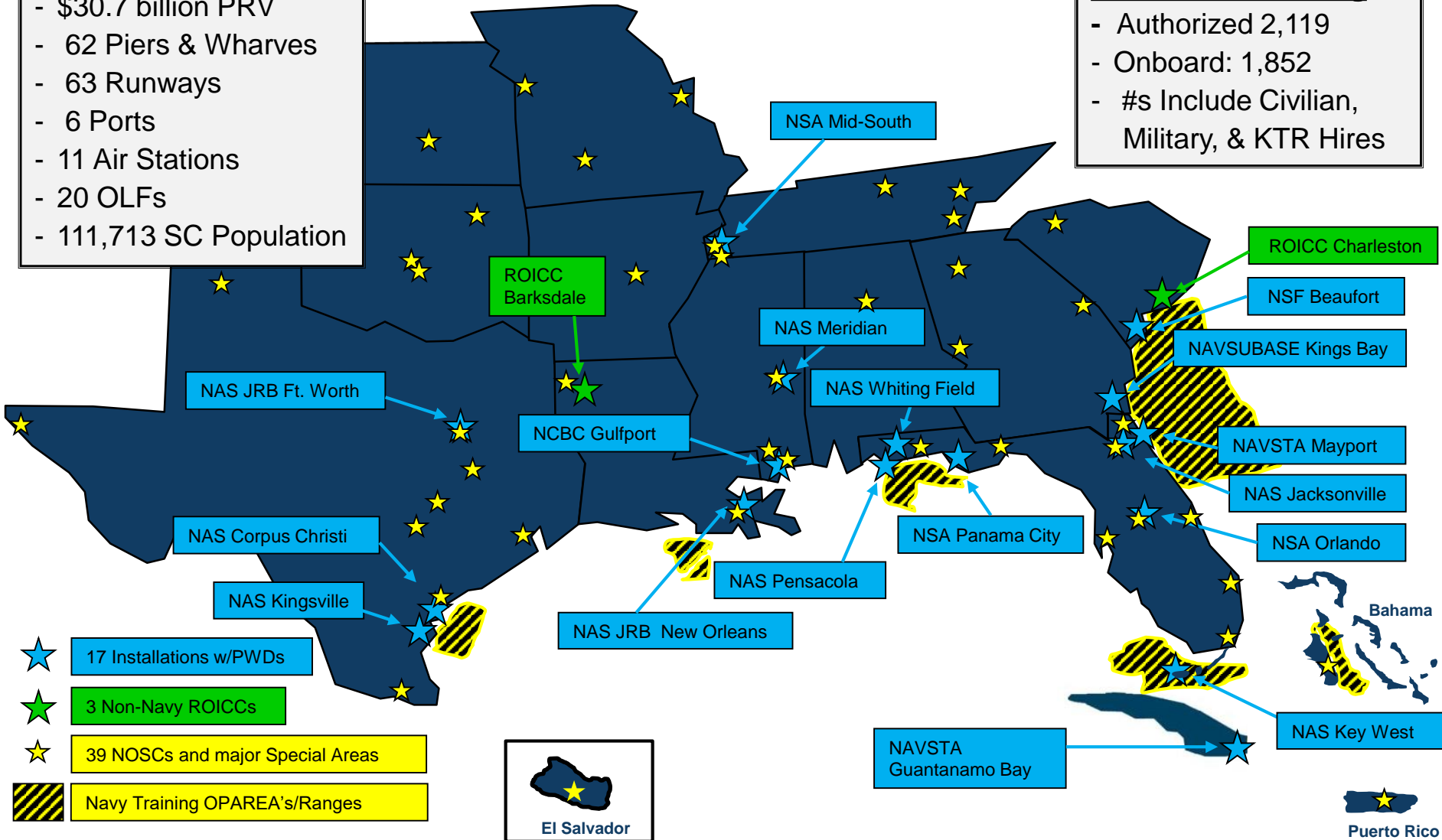
# FEC SE AOR

## SE Region Facts:

- 173 Special Areas
- 174,209 acres
- 25,903 facility count
- \$30.7 billion PRV
- 62 Piers & Wharves
- 63 Runways
- 6 Ports
- 11 Air Stations
- 20 OLFs
- 111,713 SC Population

### NAVFAC SE Staffing

- Authorized 2,119
- Onboard: 1,852
- #s Include Civilian, Military, & KTR Hires



- 17 Installations w/PWDs
- 3 Non-Navy ROICCs
- 39 NOSCs and major Special Areas
- Navy Training OPAREA's/Ranges

# SE – 39 Naval Reserve Centers



6/10/2014

# NAVFAC SOUTHEAST COMMAND SENIOR LEADERSHIP



CAPT Mike Monreal  
Commanding Officer



CDR Tony Conley  
Asst. Regional  
Engineer



CAPT Gil Manalo  
Executive Officer



Don Kelley  
Comptroller



Dale Powell  
Safety Director



Beth Lurvey  
Inspector  
General



Sue Brink  
Public Affairs  
Officer

Vacant  
Deputy Small  
Business



CAPT John Anderson  
Operations Officer



Cathy Horan  
Counsel



Sandy White  
Acquisition



Senior Chief Petty Officer  
Jason Fletcher  
Senior Enlisted Advisor



Jeff Killian  
Business  
Director



Jack McCarthy  
Capital  
Improvements



Bill Powers  
Environmental  
/CNRSE N45



John Goethe  
Deputy OPS



Luke Guthrie  
Public  
Works



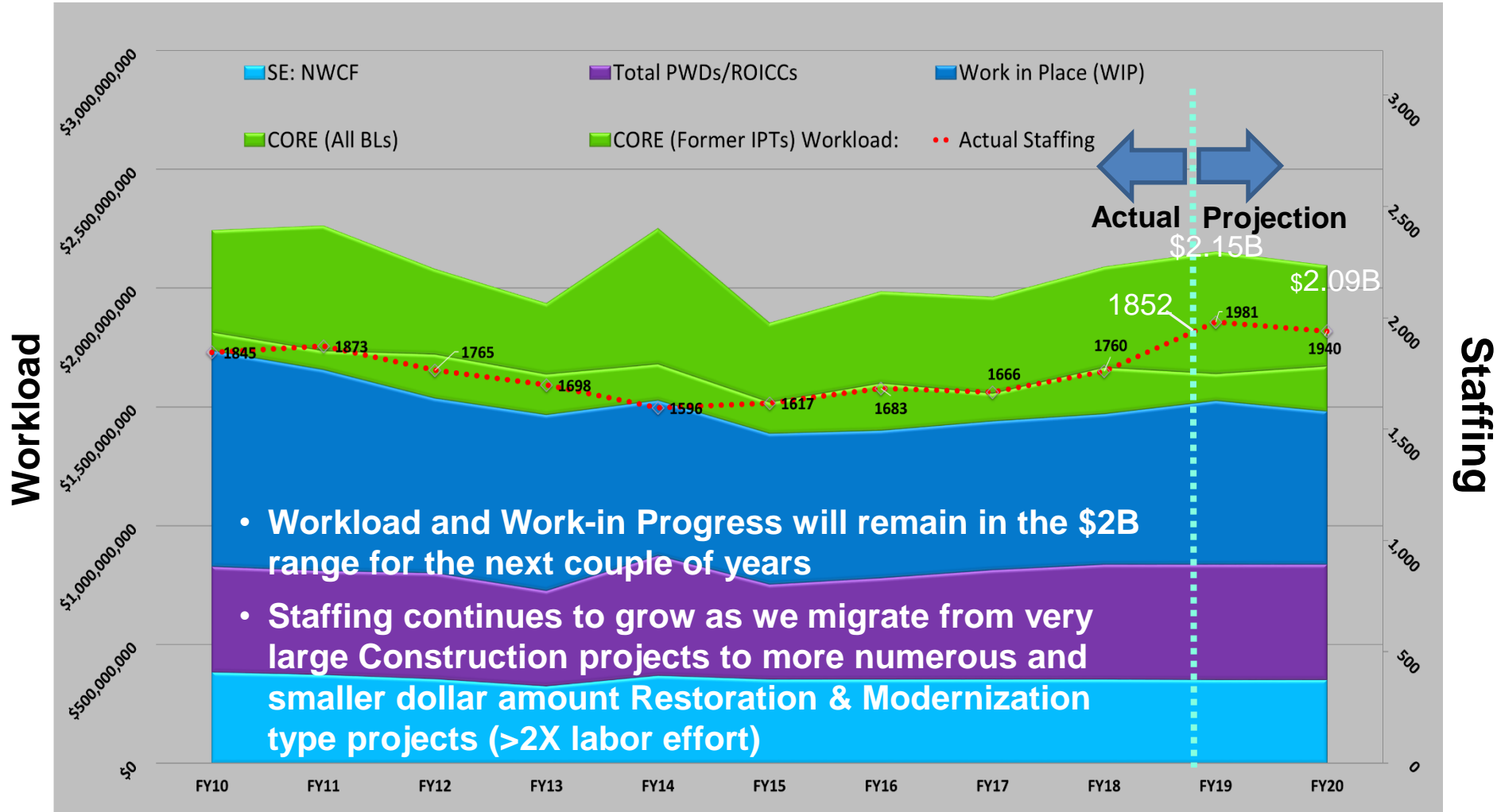
Bub LeNoir  
Asset  
Management



Andrea Freeman  
CIO

# SE Volume of Business (VOB)

(Actual + In-Progress Work, & Forecast)



VOB/Staffing Data as of 15AUG2018

# Who We Support

## SOUTHCOM

5 Air Force Bases

**Marine Corps  
Eastern Logistics  
Receiving Port**



One-third of the  
undersea nuclear  
deterrent force

Half of Navy's Anti-  
Submarine Air Platforms

2 Air National Guard  
State Headquarters

CCAD – US Army  
Depot



Half of Naval  
Construction Force

All Navy & USCG  
aviators in training

# NAVFAC in Caribbean as of 1 July 2018



SOUTHCOM HQ

- Exercise Related Construction (ERC) ●
- Counter-Narcotics (CN) ◆
- Humanitarian Assistance (HA) ■
- Other (O&M, FMF, MilCon, etc) ★

- Green Fill – Contract awarded FY16-17
- Red Fill – Tracking FY18 contract award
- Gray Fill – Planned FY19 contract award

**JTF projects (MilCons, O&M)**

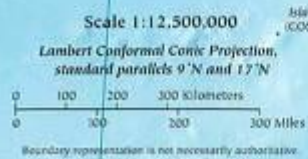
**NAVSTA Project**

**warranties (both)**

**warranty**

FOL Curacao

FOL Comalapa



# NAVFAC SE Contract Award Outlook

~\$650M  
FY18Q4-FY20Q2

# MILCON FY19 – FY20



Project Number	Project Title	Location of Work	Budget	Planned RFP Issue Date	Planned Award Date
P1608	CONSOLIDATE FUEL FACILITIES	Shaw AFB, SC	\$22.9M	FY18, Q4	FY19, Q1
P855	*EXPEDITIONARY COMBAT SKILLS STUDENT BERTHING	Gulfport, MS	\$22.3M	FY19, Q1	FY19, Q2
P5825	UNACCOMPANIED PERSONAL HOUSING	Guantanamo Bay, Cuba	\$115M	FY18, Q4	FY19, Q3
P93001	MQ-9 MISSION CONTROL ELEMENT GROUP OPERATIONS FACILITY	Shaw AFB, SC	\$53M	FY19, Q1	FY19, Q3
P253	*AIR TRAFFIC CONTROL TOWER – NORTH FIELD	Whiting Field, FL	\$10M	FY19, Q2	FY19, Q3
P426	PARKING GARAGE	Mayport, FL	\$20M	FY18, Q4	FY19, Q3
P720	AUTEC AUSTERE QUARTERS	AUTEC, Andros Island Bahamas	\$31M	FY19, Q1	FY19, Q4
NAFCON	*CONSTRUCT NGIS CENTRAL FACILITY	Mayport, FL	\$33M	FY19, Q3	FY19, Q4
P9839	*WORKING DOG TREATMENT FACILITY REPLACEMENT	Guantanamo Bay, Cuba	\$9M	FY19, Q2	FY19, Q4

# MILCON FY19 – FY20

- continued-



Project Number	Project Title	Location of Work	Budget	Planned RFP Issue Date	Planned Award Date
P426	LCS SUPPORT FACILITY	Mayport, FL	\$57M	FY19, Q3	FY19, Q4
P160	SOLID WASTE MANAGEMENT FACILITY	Guantanamo Bay, Cuba	\$85M	FY19, Q1	FY19, Q4
P85007	*ENTRANCE ROAD AND GATE COMPLEX	Barksdale AFB, LA	\$11M	FY19, Q3	FY19, Q4
P9902	CONSOLIDATE STORAGE AND DISTRIBUTION CENTER	Charleston, SC	\$26M	FY19, Q3	FY20, Q2
P1594	POWERTRAIN FACILITY- MACHINING	Corpus Christi, TX	\$83M	FY20, Q1	FY20, Q3
P475	*MAIN GATE RELOCATION	New Orleans, LA	\$25M	FY20, Q1	FY20, Q3
P672	TARGETING AND SURVEILLANCE SYSTEMS FACILITY	Jacksonville, FL	\$32M	FY20, Q1	FY20, Q3
Q945	SOF WATERCRAFT MAINTENANCE FACILITY	Key West, FL	\$15M	FY20, Q2	FY20, Q4

~\$182M

FY18Q4-FY20Q3

# Special Projects

## FY19 – FY20



Project Number	Project Title	Location of Work	Budget	Planned RFP Issue Date	Planned Award Date
RM16-1065	REPAIR WASTEWATER TREATMENT PLANT	Corpus Christi, TX	\$32M	FY18, Q4	FY19, Q1
RM14-0134	*REPAIRS TO POSEIDON WHARF	NOTU Cape Canaveral, FL	\$23M	FY19, Q1	FY19, Q3
NWCF	*FRC BUILDING H101 REPAIRS	Jacksonville, FL	\$35M	FY19, Q2	FY19, Q4
RM004-10	NAVHOSP RESTORATION OF GALLEY, BLDG 2080	Jacksonville, FL	\$5.7M	FY19, Q3	FY19, Q4
RM127-16	NAVHOSP RESTORATION OF PHARMACY AND OB SURGERY, BLDG 2080	Jacksonville, FL	\$4.3M	FY19, Q3	FY19, Q4
n/a	*BLDG 241 RENOVATION	Millington, TN	\$18M	FY19, Q3	FY19, Q4
n/a	*MMRP REPAIR POTABLE WATER LINES	Corpus Christi, TX	\$14M	FY19, Q3	FY19, Q4
n/a	*CCAD H47 RENOVATION	Corpus Christi, TX	\$15M	FY20, Q2	FY20, Q4
n/a	*BUILDING 1808 REPAIRS	Corpus Christi, TX	\$10m	FY20, Q2	FY20, Q4
n/a	RECAP NPC & CNIC DET BLDG 457	Millington, TN	\$25M	FY20, Q3	FY20, Q4

# Existing Architectural/Engineering Contracts



Firm	Location	Business Size	Contract #	Capacity	Expiration
LEO A. DALY	Atlanta, GA	LB	13-D-0010	\$30,000,000	8/14/2019
Burns & McDonald	Kansas City, MO	LB	16-D-0100	\$35,000,000	8/1/2021
URS	Tampa, FL	LB	17-D-0100	\$30,000,000	11/30/2021
Gulf Coast Architecture	Pensacola, FL	SB	13-D-0012	\$37,000,000	9/26/2019
Bullock Tice	Pensacola, FL	LB	17-D-0101	\$30,000,000	4/24/2022

- Existing Capacity in A&E Contracts ~ \$162M through April of 2022

# Future Architectural/Engineering Contracts



Area of Work	Contract	Business Size	Planned RFP Issue Date	Planned Award Date
<b>Southeast AOR</b>	<b>Three \$30M/Five Year</b>	<b>SB</b>	<b>In progress</b>	<b>30 Jun 2018</b>
<b>Southeast AOR</b>	<b>Three \$30M/Five Year</b>	<b>LB</b>	<b>30 Jan 2019</b>	<b>30 Sept 2019</b>

- **In Progress:** Three Small Business contracts with a *planned award date of 30 June 2019*
- **Future:** New solicitation to be *issued by 30 Jan 2019* for three unrestricted (Large) AE contracts. Planning for 5 year duration, \$30 Million capacity contracts

# Future Facility Service Support (FSC BOS) Contracts



Contract Type	Scope	Location of Work	Contract Capacity/ Duration	Type	Projected RFP	Projected Award Date
BOS	KINGS BAY BASE OPERATIONS SUPPORT I CONTRACT (KBOS I)	Kings Bay, GA	\$250M/8 yrs.	LB	FY18, Q4	FY19, Q4
BOS	FORT WORTH MULTI-FUNCTION SUPPORT SERVICES CONTRACT	Fort Worth, TX	\$10.4M/8 yrs.	8(a)	FY19,Q1	FY19, Q2
BOS	KINGS BAY BASE OPERATIONS SUPPORT II CONTRACT (KBOS II)	Kings Bay, GA	\$44M/5 yrs.	SB	FY19, Q2	FY19, Q4
MNT	JACKSONVILLE/MAYPORT LOCAL GUARDS SERVICES CONTRACT	Jacksonville/Mayport , FL	\$6.5M/5 yrs.	HZ	FY19, Q2	FY20, Q1
MNT	CORPUS CHRISTI MULTI-FUNCTION SUPPORT SERVICES CONTRACT	Corpus Christi, TX	\$5M/5 yrs.	8(a)	FY20, Q1	FY20, Q4
MNT	PENSACOLA INMATE LABOR COORDINATION CONTRACT	Pensacola, FL	\$25M/5 yrs.	SB	FY20, Q2	FY20, Q4
BOS	GUANTANAMO BAY BASE OPERATIONS SUPPORT CONTRACT	Guantanamo Bay, Cuba	\$250M/8 yrs.	LB	FY21, Q1	FY21, Q4
BOS	PANAMA CITY CONSOLIDATION BOS CONTRACT	Panama City, FL	\$40M/8 yrs.	SDVOS B	FY21, Q2	FY21, Q4
BOS	EL SALVADOR CSL COMALAPA AIR BASE OPERATIONS SERVICES CONTRACT	San Salvador, El Salvador	\$13M/5 yrs.	LB	FY21, Q3	FY22, Q1
<b>TOTAL</b>			<b>~\$660M</b>			

# There Are Acquisition Rules!

## How to Engage Us...?



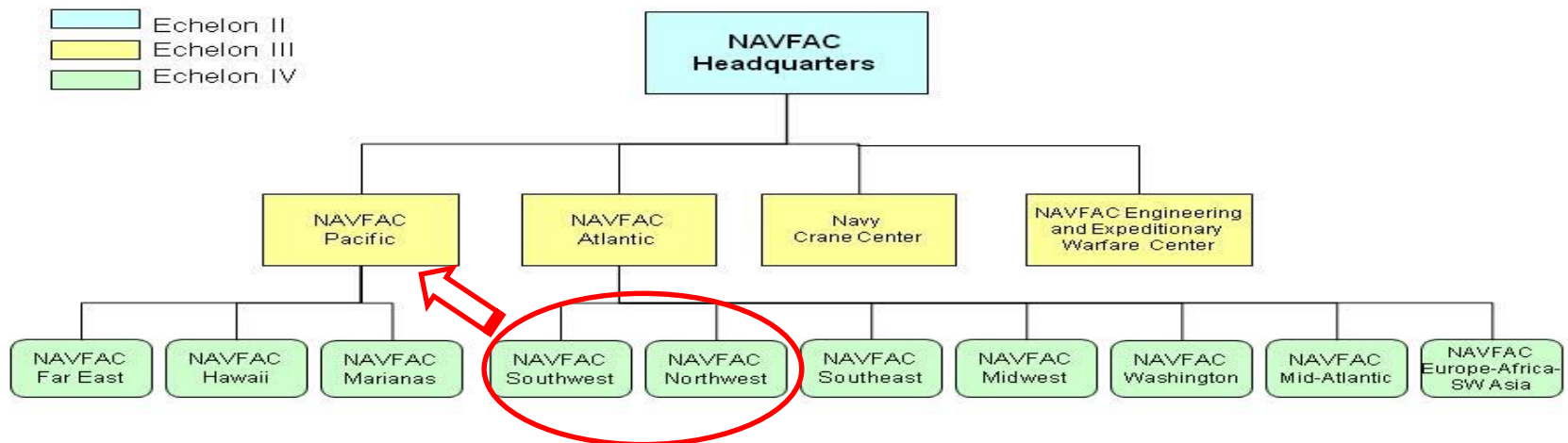
- Small Business Specialist - New SB Specialist on-boarding in September
- SAME Conferences
- Industry Forums – scheduled annually, sometimes semi-annually
- Southeast Region Federal Construction Summit
  - NCMA (Jacksonville Chapter) Symposium
  - Local matchmaking events through SBA
- Please do not schedule a visit when you have an active proposal with NAVFAC SE
- The SB Specialist is working with the KOs to help match contractors with requirements

# Questions

# The NAVFAC Command Structure



## Relationship between NAVFAC Southeast and NAVFAC Enterprise



- ❑ (1) – Echelon I – Secretary of the Navy (SECNAV & OPNAV), Pentagon
- ❑ (1) – Echelon II – NAVFAC Chief, NAVFAC HQ – Navy Yard, DC
- ❑ (2) – Echelon IIIs – NAVFAC LANT & PAC
- ❑ (2) – Echelon III – Specialty Centers (NCC & EXWC)
- ❑ (9) – Echelon IVs - FECs

# NAVFAC SE Organization



## South Atlantic AOR

- NS Mayport
- NSA Orlando / Cape Canaveral
- NSB Kings Bay
- NAS Key West
- NAS Jacksonville
- SOUTHCOM/Caribbean AOR

## Gulf Coast AOR

- NAS Corpus Christi
- NAS Kingsville
- NAS Meridian
- NAS Pensacola
- NAS Whiting Field
- NSA Panama City
- NCBC Gulfport
- NSA Mid-South

## South and Central AOR

- NAS JRB Fort Worth
- NAS JRB New Orleans
- ROICC Barksdale
- ROICC Charleston
- NS Guantanamo Bay

## Supporting Communities:

- Asset Management
- Environmental
- Financial Mgmt.
- Counsel
- Capital Improvements
- Contingency Engineering
- CIO
- Public Works
- Acquisition
- Business Directorate